



2022 1ST HALF MUI STATS

JANUARY 1, 2022 – JUNE 30, 2022

- **On pace for 1,492 categories this year**

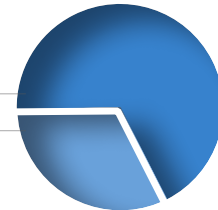
- 746 MUI categories (listed within 658 numbered MUIs)
- 124.3 categories opened on average per month in 2022

- **One full month ahead of last year in terms of opening numbered MUIs.**

- MUI #21-0658 was filed last year on 7/30/21.
- MUI #22-0658 was filed this year on 6/30/22.

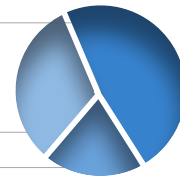
- **Case statuses:**

- 436 Closed
- 219 Open
 - 172 Open (pending info)
 - ▶ avg. of 21.5 cases per IA
 - 44 Open (info submitted)
double what it was last month
 - 2 Open (with questions)
 - 1 Open (with response submitted)



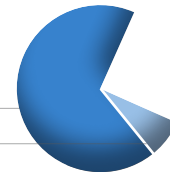
- **436 cases closed thus far**

- 49% were cat A
 - Highest percentage of Category A MUIs since 1/1/22
- 19% Category B
- 33% Category C



- **Choking and falls**

- 4 choking incidents (all different individuals)
- 21 Falls (6 open/pending)
 - 1 person with 2 incidents
 - Reasons for falls
 - ▶ Lost balance (most common)
 - ▶ Weather conditions
 - ▶ Poor choices
 - ▶ Prior medical issues
 - ▶ Indoor environmental concerns
 - 67% involve fractures (14 of 21 incidents)
 - ▶ Down from 75% through the end of May



▲ CATEGORIES ON PACE TO INCREASE FROM 2021

- **Physical Abuse – 81.** On pace for 162. (118 in 2021)
 - Staff and family the largest PPI groups among closed cases.
 - 29% substantiated - staff and family combined (as of 6/30/22).
- **Verbal Abuse – 71.** On pace for 142. (107 in 2021)
 - Staff the largest PPI group among closed cases.
 - 38% substantiated (as of 6/30/22).
- **Neglect – 62.** On pace for 124. (78 in 2021)
 - Type of neglect among closed cases.
 - Treatment 33 vs supervision 16.
- **Misappropriation – 53.** On pace for 106. (96 in 2021)
 - Property and money account for near 75% of items stolen
- **Prohibited Sexual Relations – 2.** On pace for 4. (1 in 2021)
 - 0 Substantiated
- **Rights Code Violations – 4.** On pace for 8 (1 in 2021)
 - 50% substantiated (as of 6/30/22).
- **Attempted Suicide – 17.** On pace for 34. (28 in 2021)
 - 1 individual with 3 incidents
 - 2 with 2 and the rest
 - 1 each per 12 individuals
- **Non-accidental/suspicious deaths – 34.** On pace for 68 (55 in 2021)
 - Other is main cause with 13
 - pneumonia and flu account for 4
- **Missing Individual – 38.** On pace for 76 (57 in 2021)
 - 2 individuals account for 1/3 of the incidents.
 - Both lessened as the half-year progressed.
- **Peer to Peer – 51.** On pace for 102 (83 in 2021)
 - 18 Physical
 - 9 Sexual
 - 8 Verbal
 - 5 Theft
 - As of 6/30/22
- **UBS – 46.** On pace for 92. (61 in 2021)
 - Physical restraints as usual are the vast majority.
- **Unanticipated Hospitalizations – 200.** On pace for 400. (379 in 2021)
 - 140 closed
 - 33 for psychiatric reasons

▶ CATEGORIES ON PACE TO MATCH 2021

- **Accidental/suspicious deaths – 2**
- **Sexual Abuse – 8**
 - Allegations split between conduct, contact and other
- **Exploitation – 7**
 - Exploitation of a person the most common type
- **Failure to Report – 6**
 - 2 substantiated, 4 pending
- **Medical Emergency – 7**
- **Significant Injury – 41**

▼ CATEGORIES ON PACE TO DECREASE 2021

- **Law Enforcement – 16.** On pace for 32 (41 in 2021)

▶ SUBSTANTIATION RATES

Neglect	55%
Physical Abuse	45%
Verbal Abuse	44%
Sexual Abuse	0%
Misappropriation	55%
Failure to Report	100%



SummitDD.org | 330-634-8000